

## NEW & IMPROVED EMERGENCY VENT KITS FOR FUELCUBE

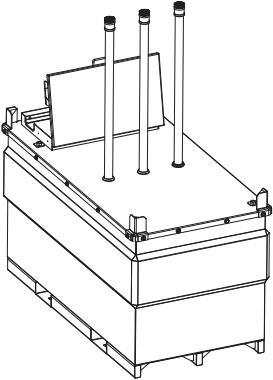
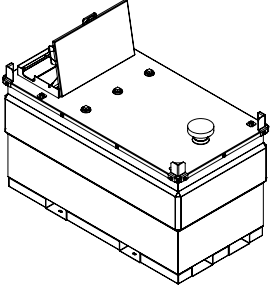
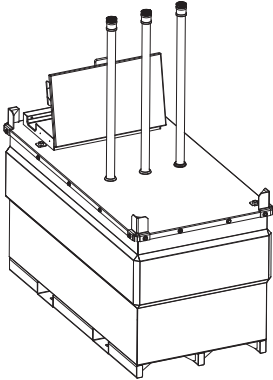
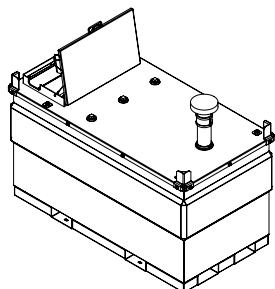
### Now Available

Western Global has improved their emergency vent kits for the FuelCube fuel tanks. These kits are for the FCP R2 (tanks with serial number 23) only.

Previously, customers needed to install two, three or even four 48" vent stacks with mushroom vent cap (depending on tank size) on the ports at the top of the FuelCube. However, with the new kits, the 48" vent stacks are no longer necessary, and customers only need to install the male threaded vent in the bung at the back of the FuelCube. The only exception is in Canada, where a tank whistle must still be installed in the cabinet.

These new vent kits are for the FCP R2 only. Due to the high numbers of FuelCubes in the field, the original vent kits that do include the vent stacks remain in stock and are available to those customers that require the old R1 design.

**NOTE:** In accordance with NFPA30, an extended vent pipe will be required for the FCP1000 and 1800 when storing gasoline adjacent to a building or public way. WG would suggest to relocate tank if possible or an extension piece can be added.

FuelCube (US)			FuelCube (CAN)*		
R1 Vent Kit		R2 Vent Kit	R1 Vent Kit		R2 Vent Kit
					
Tank	R1 Part No.	R2 Part No.	Tank	R1 Part No.	R2 Part No.
FCP250	KIT-VENT-FCP250-PRE23	KIT-VENT-FCP250	FCP250	KIT-VENT-FCP250-PRE23	KIT-VENT-FCP250-CAN*
FCP500	KIT-VENT-FCP500-PRE23	KIT-VENT-FCP500	FCP500	KIT-VENT-FCP500-PRE23	KIT-VENT-FCP500-CAN*
FCP1000	KIT-VENT-FCP1000-PRE23	KIT-VENT-FCP1000	FCP1000	KIT-VENT-FCP1000-PRE23	KIT-VENT-FCP1000-CAN*
FCP1800	KIT-VENT-FCP1800-PRE23	KIT-VENT-FCP1800	FCP1800	KIT-VENT-FCP1800-PRE23	KIT-VENT-FCP1800-CAN*

\* Kit includes tank whistle to be installed in cabinet and small extension piece to raise vent above snow level in accordance with CSA B-139 